



EXPERIENCE ONLINE TESTING GEORGIA

User Guide 2025-2026

CONTENTS

introduction	2
Directions for logging into the demonstration tests, online guides, and scoring samplers.....	3
Accommodations	8
Color Preferences.....	8
Online Audio	9
Video Sign Language (VSL)	9

Developed and published under contract with Georgia Department of Education (GaDOE) by DRC, 13490 Bass Lake Road, Maple Grove, MN 55311. Copyright © 2025 by GaDOE. No part of this website may be reproduced or revised and or distributed without the prior written permission of GaDOE and the publisher. Software and some prompts copyright © by DRC. All rights reserved.

INTRODUCTION

Welcome to ***Experience Online Testing Georgia***! Many students will take the *Georgia Milestones* tests online this year. The *Experience Online Testing Georgia* site is a chance for students to learn more about the structure and content of the Georgia Milestones Assessments, experience online testing, and practice using online tools. Parents and educators are also welcome to explore this site along with the Georgia Department of Education website which provides further information.

Georgia Milestones tests measure what students in grades 3 through High School have learned. *Experience Online Testing Georgia* has demonstration tests for you to explore: Grades 3 – 8; Algebra: Concepts & Connections; Literature & Composition II*; Biology; and U.S. History.

The Test Practice, Guides and Samplers icon links to online study guides, online assessment guides, scoring samplers, and demonstration tests. The online study and assessment guides have content instruction as well as practice items for specific grades or courses. The scoring samplers provide a sample of student responses to the writing prompt of the Interpreting & Constructing Texts (ICT) section of the English Language Arts assessment for grades 3, 5, and 8 for En-of-Grade and Literature & Composition II for End-of-Course. The items on the demonstration tests are general and are organized by grade or course in the content areas of English Language Arts, Mathematics, Science, and Social Studies.

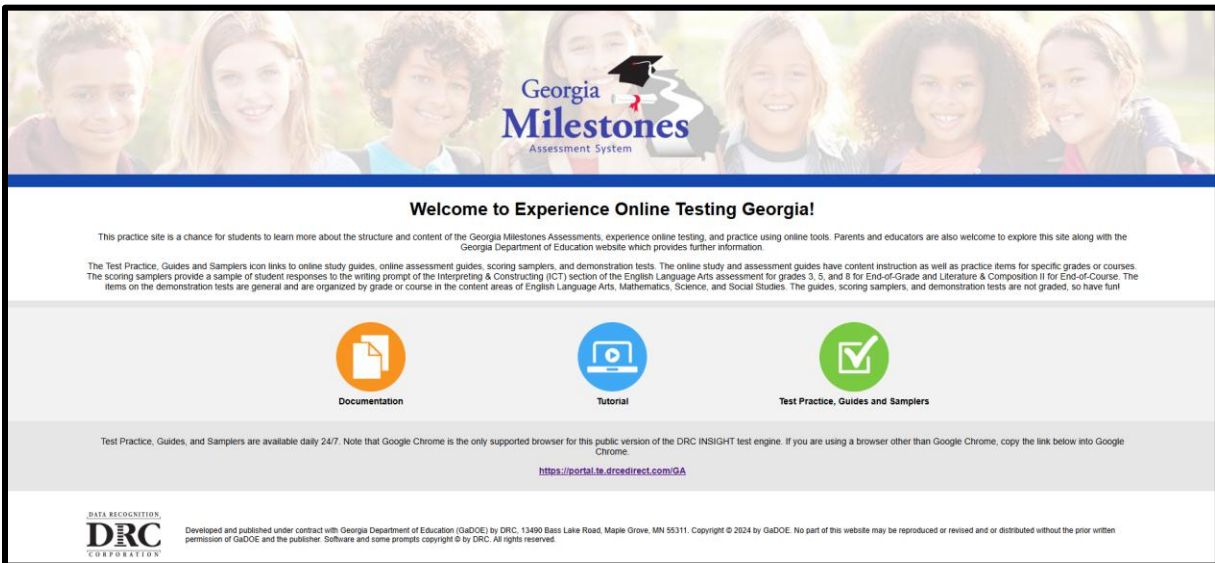
The online study guides and online assessment guides have content instruction as well as additional practice items for specific grades or courses. The online study guides also provide reference materials for students and parents. The online assessment guides have all the information from the online study guides plus additional item data and testing information.

The guides, samplers, and demonstration tests are not graded, so have fun exploring!

* *American Literature & Composition will be assessed through the End-of-Course Fall Mid-Month 2025 Administration. Literature & Composition II will be assessed beginning with the End-of-Course Winter Main 2025 Administration.*

DIRECTIONS FOR LOGGING INTO THE DEMONSTRATION TESTS, ONLINE GUIDES, AND SCORING SAMPLERS

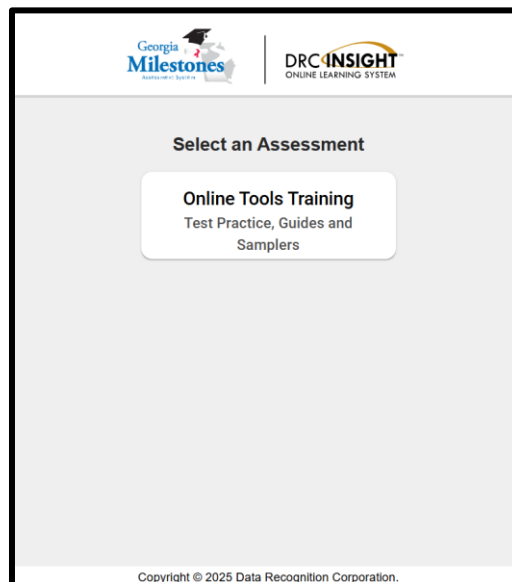
1. Using a Google Chrome browser, open [the Experience Online Testing Georgia website](#)
 - a. Google Chrome is the only supported browser for this public version of the DRC INSIGHT test engine.



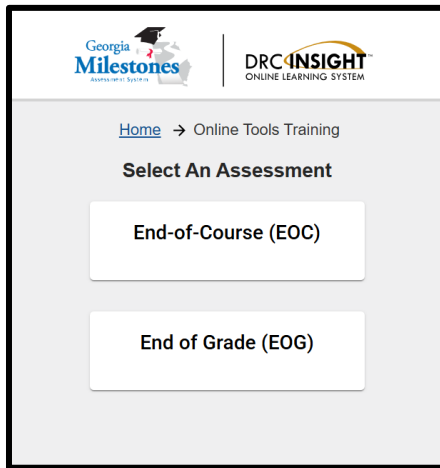
2. Select the **Test Practice, Guides and Samplers** link.



3. The "Test Practice, Guides and Samplers" icon links to the Georgia Milestones DRC INSIGHT landing page with Online Tools Training available to be selected. Select Online Tools Training for Test Practice, Guides, and Samplers.

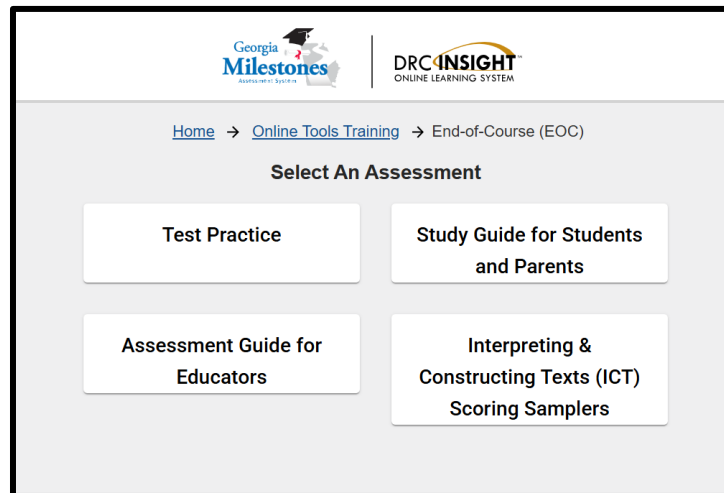


4. From Online Tools Training, select either **End-of-Course (EOC)** or **End-of-Grade (EOG)**:

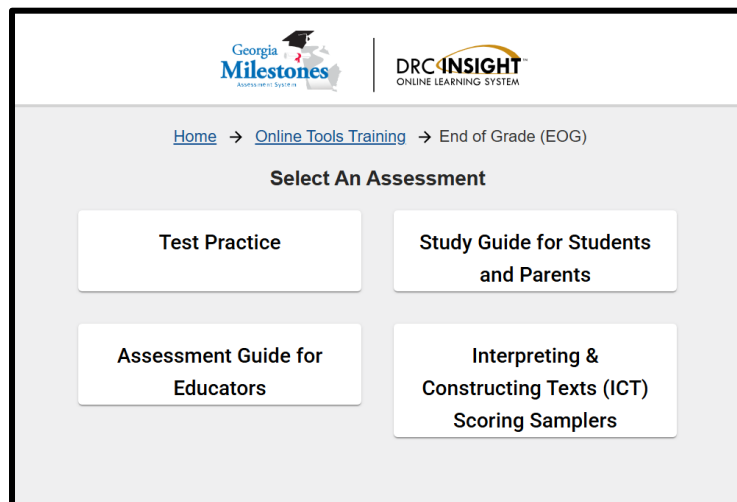


5. After selecting **End-of-Course (EOC)** or **End-of-Grade (EOG)**, you have the option to select Test Practice, Study Guide for Students and Parents, Assessment Guide for Educators, or Interpreting & Constructing Texts (ICT) Scoring Samplers.

EOC:

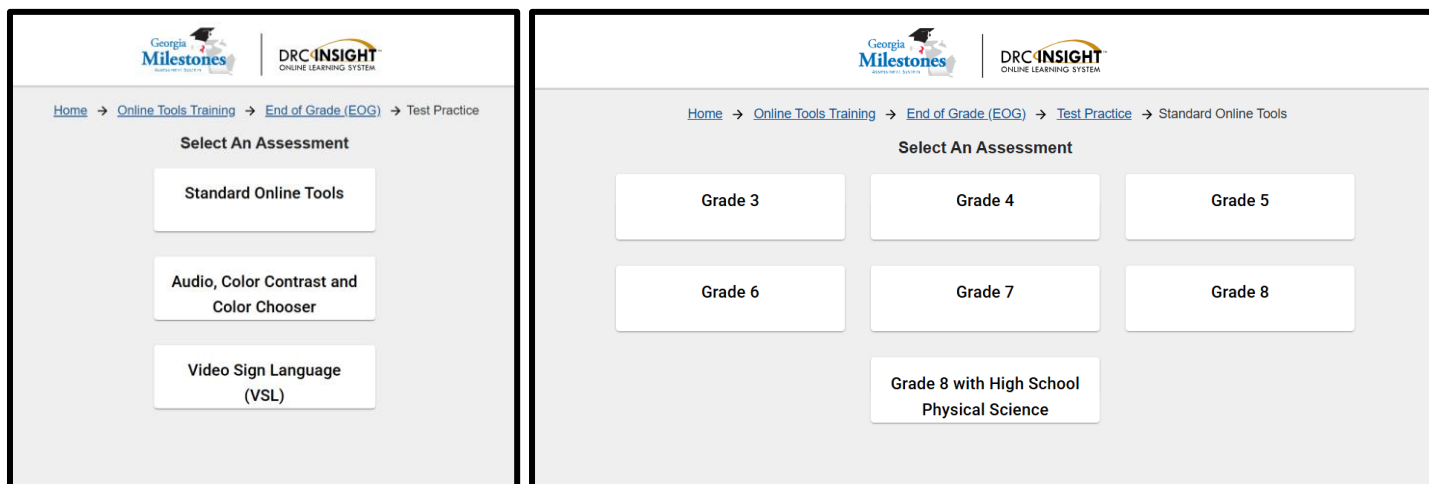


EOG:



a. Test Practice

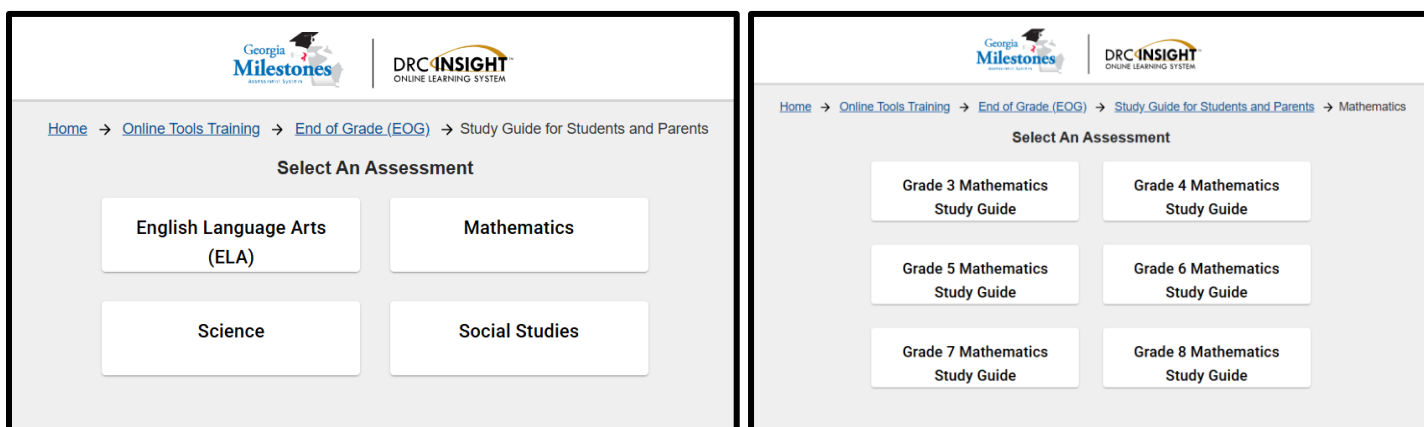
- i. For the standard demonstration form, select **Test Practice** and **Standard Online Tools**.
- ii. For the demonstration form with Accommodation tools enabled, select **Test Practice** and **Audio, Color Contrast and Color Chooser**, or select **Video Sign Language (VSL)**.
- iii. For each of the options above, select from the available assessments:
 1. EOC: **Literature & Composition II; Algebra: Concepts & Connections; Biology; U.S. History.**
 2. American Literature will be assessed through the End-of-Course Fall Mid-Month 2025 Administration. Literature & Composition II will be assessed beginning with the End-of-Course Winter Main 2025 Administration.
 3. EOG: **Grade 3, Grade 4, Grade 5, Grade 6, Grade 7, Grade 8, Grade 8 with High School Physical Science.**



An example of EOG is shown above.

b. Online Study Guide for Students and Parents

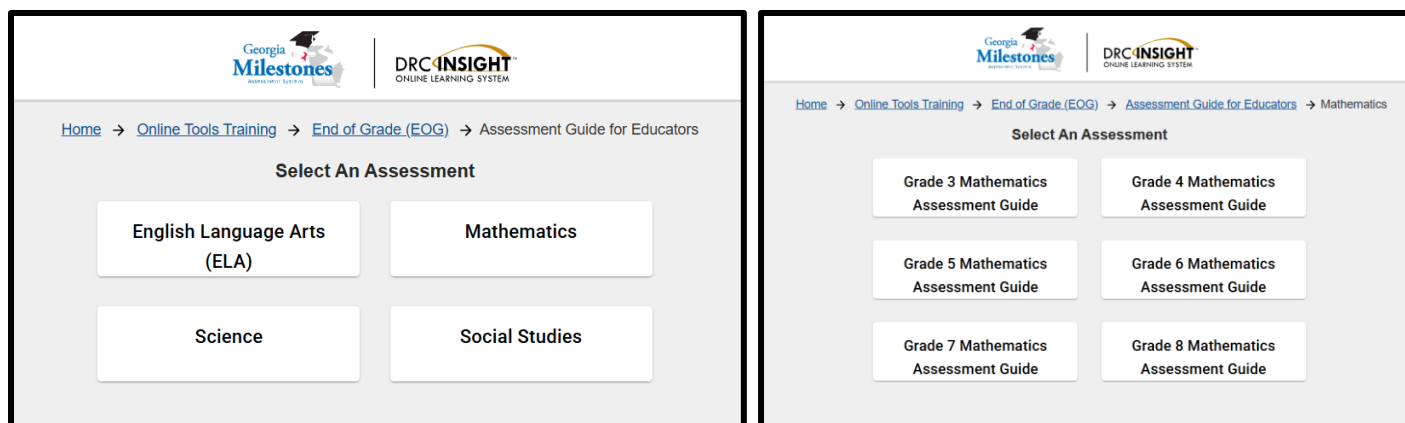
- i. For the English Language Arts (ELA), Mathematics, Science, and Social Studies Online Study Guides, select **Study Guides for Students and Parents** and then select the study guide for the correct grade from the available listed study guides for EOG or course for EOC.



An example of EOG Mathematics is shown above.

c. Online Assessment Guide for Educators

- i. For the English Language Arts (ELA), Mathematics, Science, and Social Studies Online Assessment Guides, select **Assessment Guides for Educators** and then select the assessment guide for the correct content area and grade from the available listed assessment guides for EOG or course for EOC.



An example of EOG Mathematics is shown above.

d. Interpreting & Constructing Texts (ICT) Scoring Samplers

- i. For the Scoring Samplers, select **Interpreting & Constructing Texts (ICT) Scoring Samplers** and then select the sampler(s) for the correct grade from the available listed samplers for EOG or Literature & Composition II for EOC.
 - ii. Scoring Samplers are available for Grades 3, 5, and 8 for EOG.
6. Upon selecting the test practice, study guide, assessment guide, or scoring sampler you will be automatically logged in. The first page that displays is the Verify Student Information page.
 - a. On a live test, the Examiner will instruct students to ensure that all the information is accurate.

Before you begin testing, please review the following information.

Participant Name:	Training Student
Test Name:	Algebra: Concepts and Connection Practice Test
Test Session:	OTT Session
GTID:	1234567890
Accommodation(s):	

If any of your information is not correct, please notify your Examiner.

If your information is correct, select **Continue** to proceed.

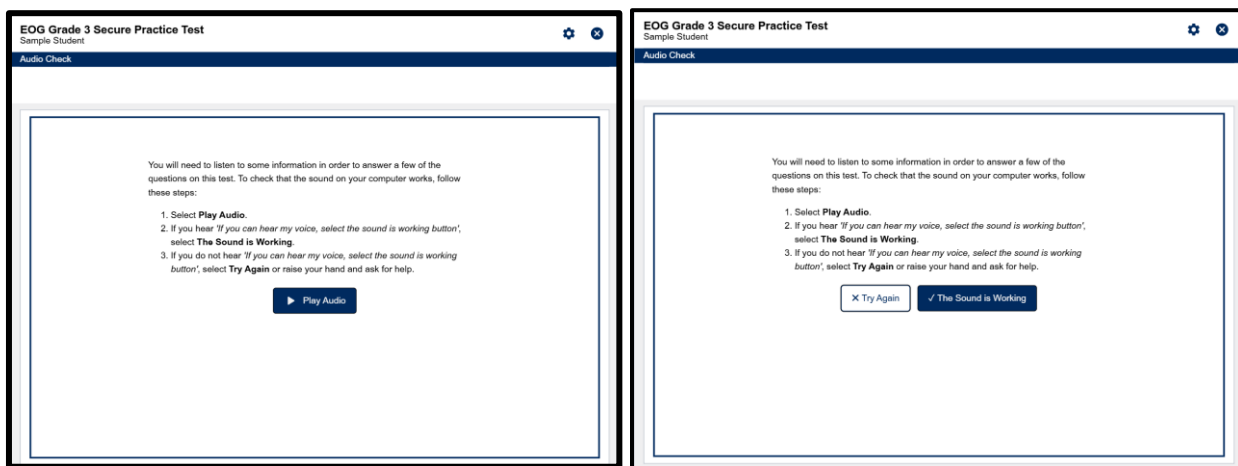
Continue

7. Select **Continue** to move to the next page.
8. The next page to display is the Test Modules page.
 - a. Note: There will only be one link on this page for Georgia Milestones assessments.

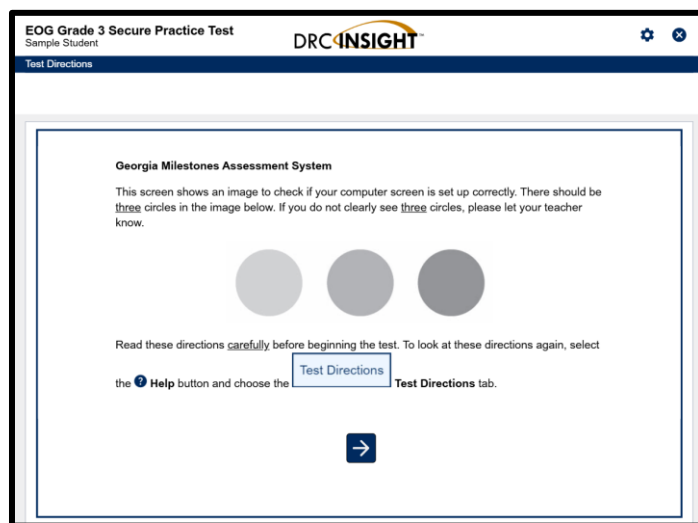
- b. Note: The Examiner will tell the students to ensure that the correct test name is displayed.
9. Select the test name to proceed.



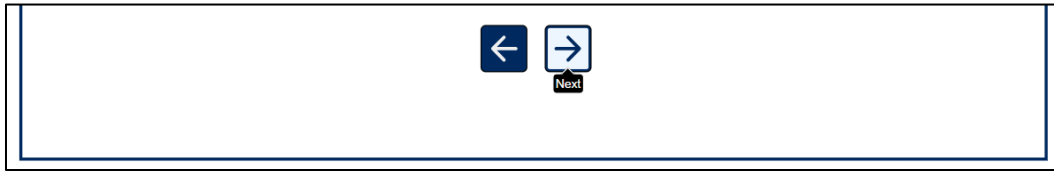
10. For English Language Arts (ELA) assessments, an Audio Check will be presented to confirm your device audio is working.



11. At this point, the test directions will be displayed. Read through the directions and select the **Next** button to proceed.



12. There are several pages of information about the tools inside of the assessments. Use the **Back** and **Next** buttons to move through the test directions.



13. When you have finished reviewing the test directions, select the **Begin the Test** button on the last page.

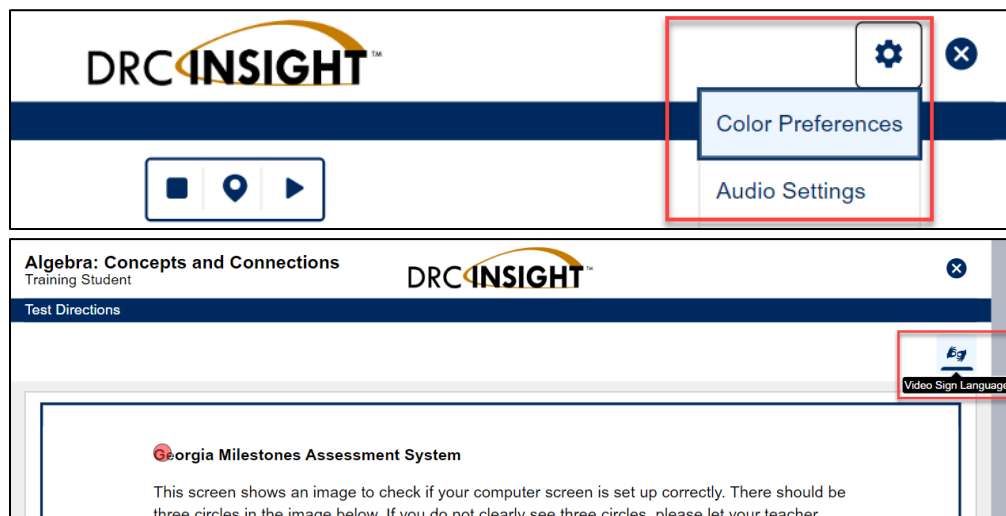
Begin The Test

ACCOMMODATIONS

Students with Individualized Education Programs (IEPs), Individual Accommodations Plans (IAPs), and English Learner Testing Participation Committee (EL/TPC) Plans may be permitted certain accommodations while taking the Georgia Milestones Assessment Program. For online testing, these accommodations are specified in the system in advance of testing and are detailed below. Accommodations features are included with the *Experience Online Testing Georgia* demonstration tests.

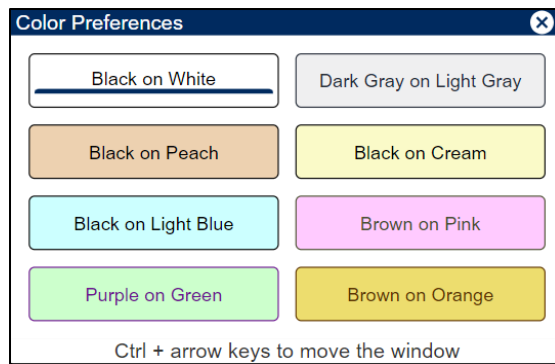
You may practice with these features while you explore the *Experience Online Testing Georgia* demonstration tests but note that these accommodations will not be available for students' real Georgia Milestones test experience unless designated on a student's IEP, IAP, or EL/TPC Plan.

To activate an accommodation during a demonstration test, please see the note above in Step 4. During the demonstration test, access the features by selecting the **Options** button or **VSL** button at the top of the screen when logged into a test practice form.



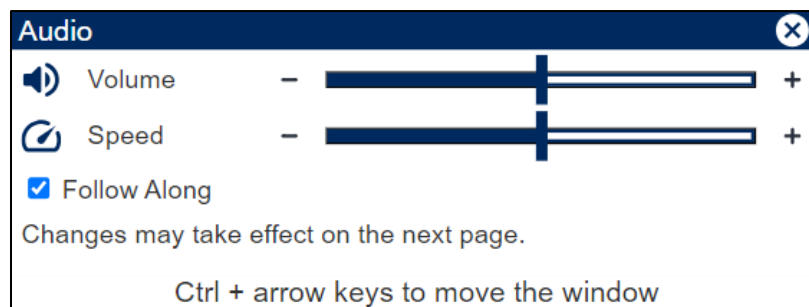
COLOR PREFERENCES

The Color Preferences option is available to students with the Color Chooser or Contrasting Text accommodations (or both). The availability of color options will vary based on the accommodation(s) applied. **Color Chooser** allows the student to choose a different background color for the test. **Contrasting Text** allows the student to choose between different combinations of background color and text color for the test.



ONLINE AUDIO

This feature allows for students to have test directions, tool tips, and items read aloud using an online text-to-speech recording. Students will have access to audio controls that enable them to stop, pause, or restart the audio. They can also restart the audio at specific points by selecting the Starting Points button (the center icon on the audio controls). When Starting Points are enabled, the various start points available are indicated by blue circles. Selecting one of these circles will start the audio at that point. Audio Settings are also available for use to adjust text-to-speech volume and speed.



VIDEO SIGN LANGUAGE (VSL)

Video Sign Language (VSL) may be available for use by students. The directions, questions, and answer choices are signed to the student. The signed administration video is available in American Sign Language (ASL). Students press the VSL button in the upper-right corner of the screen followed by selecting the starting point(s) indicated by a circle to launch the sign language video.

